



UNIVERSITÀ
DI PAVIA

**Guidelines about your pre-enrolment application through the
Universitaly portal**

Select the portal language

[Entra](#) | [Perso la password?](#) | [Perché e come registrarsi](#)



UNIVERSITALY
L'UNIVERSITÀ ITALIANA A PORTATA DI CLICK



seguici su:



Dove Studiare
Ricerca con la mappa



Cosa Studiare
Cerca i corsi



Le Università
Gli atenei si presentano



Quanto costa
Tasse e contributi



Corsi in Inglese
Cerca i corsi in lingua



STUDENTI



FAMIGLIE



SCUOLA SUPERIORE



UNIVERSITÀ

OFFERTA FORMATIVA POST LAUREA
È IN LINEA LA SUA OFFERTA FORMATIVA 2019/20




- Studenti Internazionali
- Accesso Programmato / IMAT
- SSM 2019
- OFF 2019/2020
- [Vai all'offerta formativa](#)
- POST-LAUREA**
- [Offerta Formativa](#)


Select English


Do not use the browser translation system, it may cause technical issues and you will be sent all the following communication in italian


Pre-enrol now


[Log in](#) | [Forgot your password?](#) | [Why and how to register](#)


follow us:
  


 **Where to Study**
Search map


 **Course Search**
Search for courses


 **Universities**
Presentation


 **What does it cost?**
Tuition and fees


 **Courses in English**
Courses

 **Orientation**
Making the right choice

STUDENTS


FAMILIES


HIGH SCHOOL


UNIVERSITY


**ARE YOU AN INTERNATIONAL STUDENT?
WOULD YOU LIKE TO COME TO ITALY?**

- Discover our academic offers
- Contact the institution for all the information you need
- Carry out the admission procedures
- Check if you need a visa

**Do you need a visa?
OK, pre-enrol now!**

International Students

Do you need a visa?

Pre-enrol now

Contacts

Accesso Programmato / IMAT

SSM 2019

OFF 2019/2020

POST-LAUREA

Select

**International
Students
And
Pre-enrol
now**

Please note that at one point you will be asked which embassy or consulate you are going to use for your visa application: **select visa for more information about Italian Representative in your country**

Registration

> Personal area - login

email:

Password:

[Log in](#)

[Forgot your password?](#)
[Why and how to register](#)

Attenzione: credenziali di accesso errate.

> Why and how to register

The Universltaly portale gives you access to lots of useful information.
After you register you will have access to all the resources and services of the Universltaly portale.

Complete the online registration form, once your account is set up you will have access to all the website resources and services.

[Join now!](#)

You need to register to Universltaly

It's preferable using the same email address you used to contact us. It will make easier to indentify you.

Please note that you will need to confirm you email address to complete your registration

Registration: fiscal code

> Registration

Enter your complete personal data, exactly as shown in your passport

Name (including your middle names) *

Surname *

Country of birth *

City of birth *

Date of birth *

Gender *

Citizenship *

Citizenship *

ITALY

Italian tax code if you have one *

PRVCLD97H58Z222P

Codice Fiscale: PRVCLD97H58Z222P

compulsory field

We remind that for any communication about university procedures you will be contacted through email given in registration. Each User must keep it updated.

We remind you that it is not possible to use PEC, Hotmail, Msn and Live because these domains do not receive any emails from University.

We have already pointed out the situation to the server administrators but they still treat our emails as spam.

We kindly invite you to use different domains until this situation is fixed.

Thank you!

The procedure prompts to enter your Italian tax code

If you do not have an Italian fiscal code, click on save: the system will show a pop up with a new one based on the personal data you input

Click on the code to add it to your registration

Registration: confirm your email address

Universlty registration ▶ Posta in arrivo x

universality@cineca.it

a me ▼

lun 15 giu, 10:53 (2 giorni fa)

inglese > italiano Traduci messaggio

Disattiva p



Hello Daria,

To complete the registration to Universlty, click on this link:

[Confirm process](#)

or copy and paste this link in your browser:

<https://www.universlty.it/index.php/registration/confirm/mail/dariamilone%40gmail.com/token/ac57521423767bb2abffa0bdd1f289bd57fddeb4>

You will be asked to enter your personal password.

Universlty Team

You will receive an email from universality@cineca.it

You need to confirm your email address following the instructions

If you did not set the language the email will be in Italian

STUDENTS	FAMILIES	HIGH SCHOOL	UNIVERSITY
Student/Graduate <ul style="list-style-type: none">Making the right decision for youLocationsPostgraduate courses and programmes	Which choice? <ul style="list-style-type: none">Choose the programmes of study Locations <ul style="list-style-type: none">Deciding where to study	Scientific degrees <ul style="list-style-type: none">Assessment of initial knowledge for enrolment on scientific degree courses Data and research <ul style="list-style-type: none">Students in Higher Education Institutions - National databaseStudent surveysEnrolled students	Universities <ul style="list-style-type: none">Presentation of the UniversitiesWhere to studyAccreditamento periodico degli atenei Academies of Fine Arts <ul style="list-style-type: none">Presentation of Academies of Fine ArtsWhere to study Music Conservatories <ul style="list-style-type: none">Presentation of Music ConservatoriesWhere to study Higher Technical Education Institutions (ITS) <ul style="list-style-type: none">Presentation of ITSWhere to study

**Registration:
password**

**Choose your
password and log in!**

**You will be sent a
welcome email!**

Welcome to Universitaly

Posta in arrivo

universitaly@cineca.it 11:54
a me

Rispondi

Rispondi a tutti

Inoltra

Log In: Reserved Area

follow us:
f Twitter YouTube

STUDENTS FAMILIES HIGH SCHOOL UNIVERSITY

Home » Reserved Area

STUDENTS > Reserved area

Personal data
Your personal data

International Student - Pre-enrolment application
Pre-enrolment application

You will be asked to upload:

- A photo
- A scan copy of your passport
- Documents proving your education (transcript of records, study diploma, certificates of degree accomplishment). No need to upload the DoV if you do not already have it - we need it upon enrolment.

Go to Pre-enrollment application.

You will be asked to confirm your personal data anyway

Application: contacts



SCNCLD@GMAIL.COM |   


PRE-ENROLMENT APPLICATION APPLICATIONS

New pre-enrolment application

Do you need help?

[Contacts](#)

Technical support: universitaly@ Cineca.it



HELP contacts:

**Technical support:
universitaly@ Cineca**

**University contact:
Master.ateneo@univ
pv.it**

Please note that at one point you will be asked which embassy or consulate you are going to use for your visa application.

**To find out more before applying go to
<https://vistoperitalia.esteri.it/home/en>**

Application: Step A



SONCLO3@GMAIL.COM |

PRE-ENROLMENT APPLICATION STEP A



Choose the academic year in which you want to enrol / carry out the mobility

Academic year

Personal data

Name Surname
Claudia Pirota

Birth Date Gender
18/06/1997 F

Country of birth Town/City of birth
INDIA INDIA

Current Citizenship 1 Current Citizenship 2
ITALY Current Citizenship 2

Current Citizenship 3

Official home address

Street Number
India Number

Country Town/City
INDIA India

ZIP Code Additional address information
ZIP Code Additional address information

Contact

Telephone E-mail
Telephone

Italian tax code: ONLY if you have one (optional)

Step A:

Personal Data and Official Home Address

Copy your data from your passport

Check your data and go to Step B

Application: step B

PRE-ENROLMENT APPLICATION STEP B

Passport

Passport number: 895805

Expiry date: 13/08/2030

Upload a passport size picture of your face
 Nessun file selezionato

Upload your valid passport
 Nessun file selezionato

Visa Application ⓘ

Country: INDIA

Where will you apply for a visa?
Where will you apply for a visa?

Specify the reason for the visa application
Reason:

Step B:

Upload:

1. your photo
2. your passport

Visa application

if you are in doubt check here:

<https://vistoperitalia.esteri.it/home/en>

Application: step B

Course information

Institution
Institution

Course Type
Course Type

Course Name
Course Name

Course Curriculum

None

Course location

ID account of the chosen University / AHAM / Institute
ID account of the chosen U

[GO TO STEP C](#)

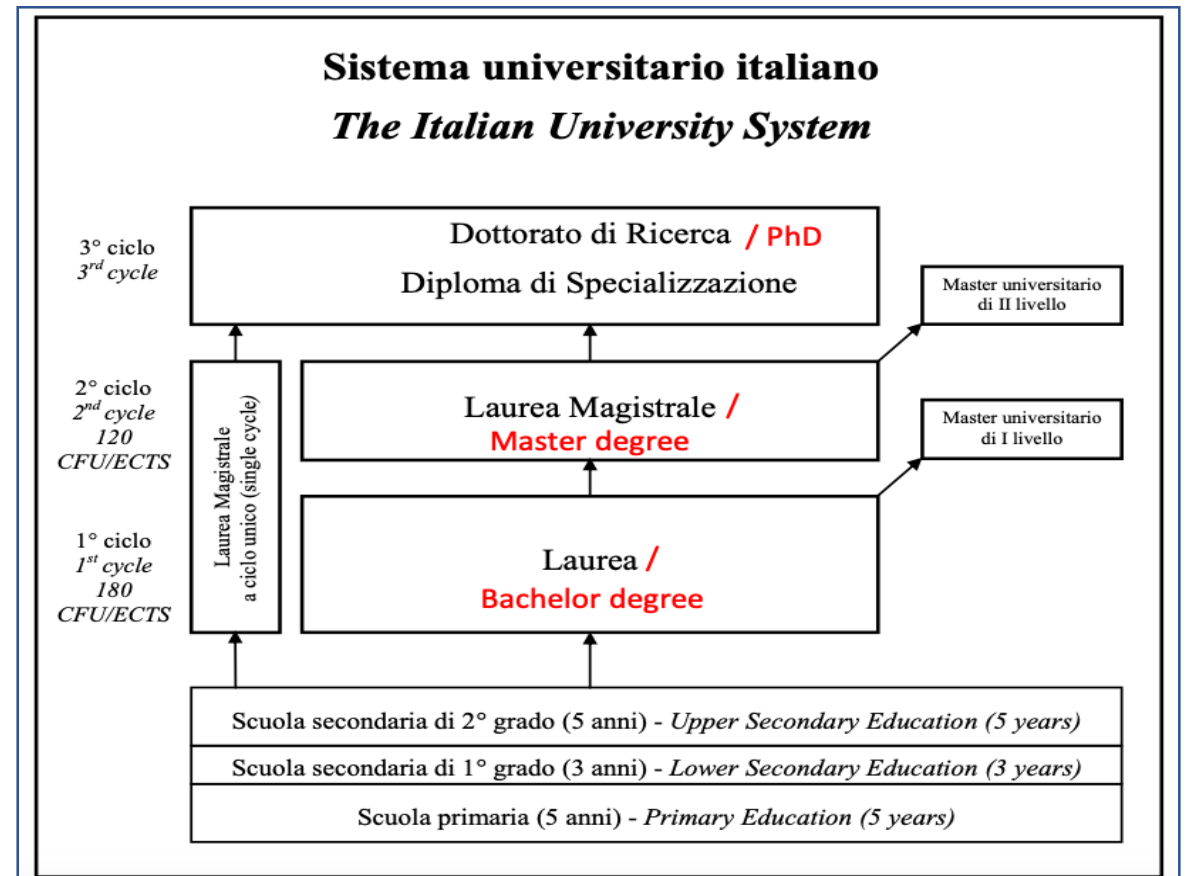
In collaboration with

NB: The course in Medicine and Surgery is a 6 year “Laurea Magistrale a Ciclo Unico”.

Select the University of Pavia as Institution and the Course type and name

(Consult the Italian University System framework if in doubt of which course type to choose)

Ignore the code request and go to step C



Application: step C

PRE-ENROLMENT APPLICATION STEP C



Do you need help?
Institution: Università degli Studi di PAVIA
Institution website: <https://apply.unipv.eu/>
Institution email: admission@unipv.it
Institution telephone: 0382989898

Qualifications

Upload the qualifications that allow access to the chosen course, according to the information provided by the institution of higher education, with any translations and supporting documents and language certificates.

Upload qualification

Nessun file selezionato

Qualifications and language certificates

Qualifications and language certificates

Qualification name

Qualification name

UPLOAD
QUALIFICATION

SUMMARY

Step C:

Upload your qualifications (preferably: study title diploma, transcript of record, CV) and check your data in summary

Application: summary



SCNCLD@GMAIL.COM |

PRE-ENROLMENT APPLICATION SUMMARY

Do you need help?
Institution: Università degli Studi di PAVIA
Institution website: <https://apply.unipv.eu/>
Institution email: admission@unipv.it
Institution telephone: 0382969696

Name	Surname
Claudia	Prova
Birth Date	Gender
1997-06-18	F
Country of birth	Town/City of birth
INDIA	INDIA
Current Citizenship 1	Current Citizenship 2
ITALY	
Current Citizenship 3	
Street	Number
india	3
Country	Town/City
INDIA	india
ZIP Code	Additional address information
34456	
Telephone	E-mail
5464636455	[redacted]@n
Italian tax code: ONLY if you have one (optional)	
PRVCLD97H58Z222P	
Passport number	dd/mm/yyyy
695805	2030-06-13

Summary
example

Upload a passport size picture of your face	Upload your valid passport
Where will you apply for a visa? AMBASCIATA NEW DELHI	Reason I want to enroll in a study course
Institution Università	Institution Name Università degli Studi di PAVIA
Course Type Laurea Magistrale	Course Name Industrial Automation Engineering - Ingegneria dell'Automazione Industriale
Course Curriculum	
Course location Pavia Via Ferrata, 5 - 27100	
ID account at the chosen University / AFAM / Institute	
The undersigned declares he/she is aware that: - the data and documents reported in this "pre-enrollment application" correspond to the truth and is aware of the criminal liability deriving from having produced a false, untruthful declaration or containing data no longer corresponding to the truth, as well as being aware that the data reported in this declaration are subject to veracity checks; - the pre-enrollment procedure must be completed at the competent diplomatic-consular mission and is not complete with the sending of this "pre-enrollment application" only; - enrollment in higher education institutions in Italy is governed by specific procedures issued by the Italian Ministry for Universities and Research, published annually on the website www.studenti-italia.it/studenti/important ; - to enroll in study courses, it is necessary to follow the instructions provided by the higher education institution responsible for the chosen course and complete the related procedures, which do not necessarily end with the completion of the pre-enrollment phase; - the pre-enrollment procedure and this "pre-enrollment application" do not in any way replace the admission and enrollment procedures for the chosen course, which will be completed in the phase following the issue of the visa for study purposes, after verifying the authenticity of the documentation produced, and also does not imply any claim or automatic acceptance for the purpose of issuing the relevant visa for study purposes; - issuing the visa is the exclusive responsibility of the competent diplomatic-consular mission, after verifying that they meet the requirements mandated by current legislation; - in the "pre-enrollment application", the persons authorized to process the data are empowered to rectify any errors in the transcription/transliteration of personal data, verifying the latter with the data shown in the passport provided;	
he/she undertakes to: - provide proof of the pre-determined necessary financial resources and the necessary insurance coverage for medical treatment and hospitalization in accordance with the provisions of Italian law or to contract to enter into a contract for such insurance coverage upon entry into Italy; - forward the application for a STUDENT residence permit to the competent police headquarters within 5 working days of entry into Italy, complete with the required documentation; - return to the country of residence upon expiry of the visa if not admitted to or not enrolled in the chosen course.	
I have read the data processing O	
Apply for pre-enrollment	Back to the homepage
By pushing this button your pre-enrollment application will be sent to the University / AFAM / Institute you have chosen. The University / AFAM / Institute will verify your application and forward it, along with information on your admission, to the chosen Consulate. Check your email regularly and follow the instructions you will receive.	

Application: disclaimer and data processing

ID account at the chosen University / AFAM / Institute

The undersigned declares
he/she is aware that:

- the data and documents reported in this "pre-enrolment application" correspond to the truth and is aware of the criminal liability deriving from having produced a false, untruthful declaration or containing data no longer corresponding to the truth, as well as being aware that the data reported in this declaration are subject to veracity checks;
- the pre-enrolment procedure must be completed at the competent diplomatic-consular mission and is not complete with the sending of this "pre-enrolment application" only;
- enrolment in higher education institutions in Italy is governed by specific procedures issued by the Italian Ministry for Universities and Research, published annually on the website www.studiare-in-italia.it/studentistranieri;
- to enrol in study courses, it is necessary to follow the instructions provided by the higher education institution responsible for the chosen course and complete the related procedures, which do not necessarily end with the completion of the pre-enrolment phase;
- the pre-enrolment procedure and this "pre-enrolment application" do not in any way replace the admission and enrolment procedures for the chosen course, which will be completed in the phase following the issue of the visa for study purposes, after verifying the authenticity of the documentation produced, and also does not imply any claim or automatic acceptance for the purpose of issuing the relevant visa for study purposes;
- issuing the visa is the exclusive responsibility of the competent diplomatic-consular missions, after verifying that they meet the requirements mandated by current legislation;
- in the "pre-enrolment application", the persons authorised to process the data are empowered to rectify any errors in the transcription/transliteration of personal data, verifying the latter with the data shown in the passport provided;

he/she undertakes to:

- provide proof of the pre-determined necessary financial resources and the necessary insurance coverage for medical treatment and hospitalisation in accordance with the provisions of Italian law or to commit to enter into a contract for such insurance coverage upon entry into Italy;
- forward the application for a STUDENT residence permit to the competent police headquarters within 8 working days of entry into Italy, complete with the required documentation;
- return to the country of residence upon expiry of the visa if not admitted to or not enrolled in the chosen course.

I have read the data processing

Apply for pre-enrolment

Back to the homepage

By pushing this button your pre-enrolment application will be sent to the University / AFAM / Institute you have chosen. The University / AFAM / Institute will verify your application and forward it, along with information on your admission, to the chosen Consulate.

Please read this part carefully
before submitting.

Please note that when you
select «I have read the data
processing»

You will ask to read an
additional document on the
italian privacy law

*Once you have checked
everything apply!*

*Your application will be sent
to us.*

Thank you for choosing the University of Pavia !