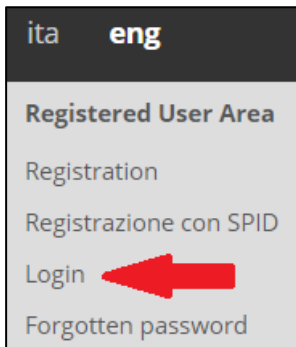


## SCREENSHOTS RESERVED AREA - ENROLLMENT

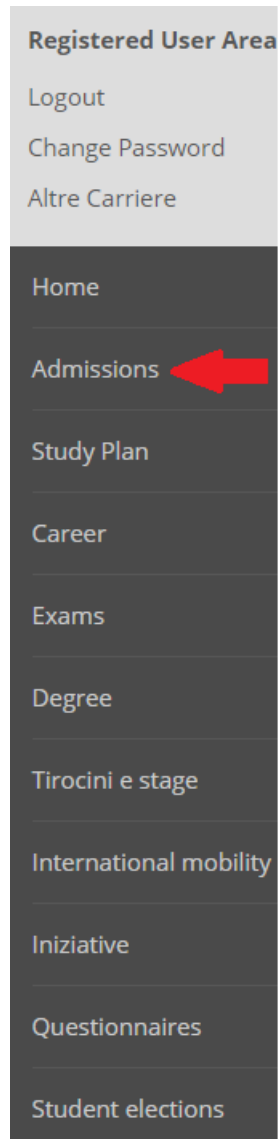
First step: access your reserved area ([LINK](#)).

### STEP 1

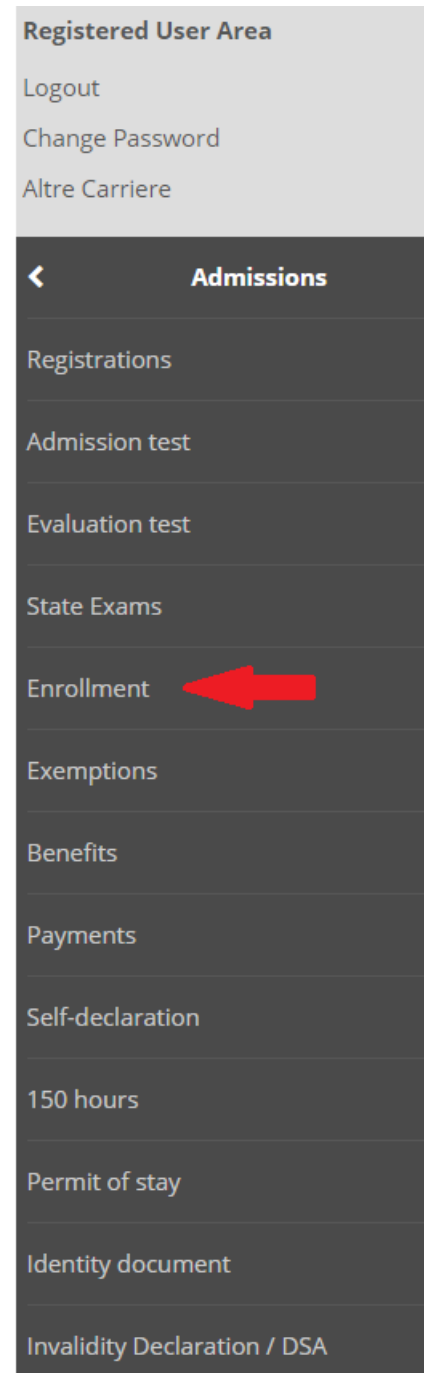
click where the red arrow points




### STEP 2




### STEP 3





UNIVERSITÀ DI PAVIA



---

## Enrollment

In the pages that follow, you will be able to proceed with the enrollment on your preferred course of studies.

The table below outlines the information that you will be asked to provide. A check mark will appear next to each heading as soon as the relevant information has been inserted; in the event that your connection to the system is interrupted, the check marks will help you to resume completion of the form.


Click on the button at the bottom of this page to begin the enrollment procedure.

Activity	Section	Info	Status
A - Course selection		↓	🔒
	Type of enrollment application	↓	🔒
	Type of admission	↓	🔒
	List of different types of study courses	↓	🔒
	List of study courses	↓	🔒
	List of study paths	↓	🔒
B - Confirm personal data	Teaching choice summary	↓	🔒
	Confirm personal data	↓	🔒
C - Insert photo	Upload Foto	↓	🔒
D - Entry requirements	Details of entry requirements	↓	🔒
E - Enrollment	Enrollment Information	↓	🔒
	Confirmation enrollment data	↓	🔒
F - Questionnaire	Questionnaire selection	↓	🔒

**Legend:**

- ↓ Information
- 🕒 Work in progress
- 🔒 This section is blocked, to activate it please complete the previous sections.
- ✔ Section completed

Enrollment
←



UNIVERSITÀ DI PAVIA

---

## Enrollment: Application Options

The following pages will allow you to enroll in the course of your choice.

At the end of the procedure you will be able to print the enrollment application, which will allow you to effectuate the contribution installments. The payment is necessary to complete your enrolment.

We inform you that, according to Art. 48 part 1 of the Didactic Regulation, approved with Rectoral Decree n. 628/2008 of April 2, 2008, it is forbidden to enrol on more than one University course at anyone time.

Type of University application

- Standard enrollment

Back
Forward
←

## Enrollment: Method of Admission

In the following pages you will be able to enrol on a course of study.

Choose method of admission

- Enrollment to free access courses
- Enrollment to courses with access programmed at national level

Back

Forward



## Enrollment: Selection of type of course

Choose the type of course you wish to enroll on.

Course options

**Post Riforma\***  Post- professional Master's Courses

Back

Forward



## SCREENSHOTS RESERVED AREA

### Enrollment: Selection of study course

Please select the type of course on which you would like to enroll.

Selection of course options

Faculty	Course
DEPARTMENT OF ECONOMICS AND MANAGEMENT	
	<input checked="" type="radio"/> ENERGY AND ENVIRONMENTAL MANAGEMENT AND ECONOMICS (MEDEA)

Back

Forward



### Confirm course choice

In the following page all the choices made in the previous pages are showed. Please click on 'Confirm'. In case of mistakes click on the 'Back' button in order to repeat the choice.

#### Study course

Type of enrollment	Standard enrollment
Faculty/Department	DEPARTMENT OF ECONOMICS AND MANAGEMENT
Type of Study Title	SECOND LEVEL MASTER
Type of Study Course	Post- professional Master's Courses
Academic Year	2020/2021
Study Course	ENERGY AND ENVIRONMENTAL MANAGEMENT AND ECONOMICS (MEDEA)
Order of the Study Course	

Back

Confirm




## SCREENSHOTS RESERVED AREA


### Personal Data

The page displays your personal data. If there is any error or missing data, please change it click on "amend" under each section


Personal data
Name
Surname
Sex
Date of birth
Nationality
Other nationality:
Nation of birth
Province of birth
City of birth
Italian Fiscal code

 [Amend personal information](#) Use the link to amend personal information

Permanent address
Nation
Province
City
POST CODE
Hamlet
Address
Street number
Telephone n.
Permanent address corresponds with Current address

 [Amend permanent address details](#) Use the link to amend permanent address details

Contact information
Document delivery address
Email
Mobile phone
I have received the information under clause 13 del D. Lgs. 196/2003 and I give my consent for the University to handle my personal data; in addition I consent to the handling of my sensitive data under clauses 20, 23 e 26 del D. Lgs. 196/2003.
I agree to the disclosure of my personal information
I agree to the disclosure of my Personal details in accordance with current legislation
I would like to receive text messages informing me about university events, engagements and exhibitions.

 [Amend contact information](#) Use the link to amend contact information

Check if all the information are correct and then press 'Forward'.

## SCREENSHOTS RESERVED AREA


### Registration :Identification Photograph

In order to continue with registration, you must attach a passport sized photograph, in which your face is clearly visible.

If you do not have this type of photograph on your computer, you can find a webcam that will allow you to take a photograph in digital format at the PC point. If you are not resident in Pavia, please contact the offices to find an alternative solution. Information regarding PC Point opening hours can be found at the following address: <http://www.unipv.eu/on-line/Home/Matricole2011.html>.

If you have recently registered for a course of study at our University, you will not be able to upload a photo, as we already possess one. If this is the case, proceed to the next stage (click on FORWARD)

Anteprima Foto




Scegli file Nessun file selezionato

Note: the photograph must be 30x40mm (Max.)(Max 60MByte)

Upload photo

The photo preview does not work on IE version lower than 10.  
**Attention: in order to upload the photo into the system click on Upload photo**

WARNING: No photo currently in database  
Section containing the identification photo



Back Forward

### Qualifications required

Insert the qualification(s) required to register for the admission test.

We inform you that the current measures of the Law provide for administrative and penal liabilities relating to the accuracy of the data that you are about to insert; in particular, it is an offence to provide mendacious statements, produce corrupt data from deceitful material, and to use records affected by such falsity. Such behaviour includes the specific penal instances provided for in art.. 482, 485, 489, 495, 496 c.p.. The release of data that is no longer true is equivalent to the use of false information. Positions obtained using false statements or records will be posted as void with retroactive effectiveness, rendering the registration / enrollment invalid.

With the exception of compensation provided for by art. 10 of the laws on Contribution issued with D.R. n. 1147/2010 on 15th July and subsequent modifications, the fees payed will not be reimbursed.

Qualifications

Please enter the full information regarding at least one of the following options

WARNING: PLEASE INSERT ONLY YOUR BACHELOR information

Option 1:

Option status	Qualification	Note	Qualification status	Actions
✓	LAUREA (Italian academic title)		•	Insert

Option 2:

Option status	Qualification	Note	Qualification status	Actions
✓	FOREIGN ACADEMIC DEGREE		•	Insert

Back Forward

Legend

- Completed
- Not completed
- Declared degree
- Mandatory degree
- Optional degree
- Edit degree
- View degree details
- Cancel degree

For those who hadn't their study title situation clear during the Admission phase, a red dot in the Qualification Status column highlights the need to proceed selecting one of the 'insert' options as appropriate, in order to fix it.

Those whose study title situation was already clear at the admission phase will just need to hit the forward button

## SCREENSHOTS RESERVED AREA

### Enrollment: Enrollment data

In this page you will be required to enter other data necessary for enrollment.

Type of enrollment:

Type:\* Standard enrollment

Information on your first enrollment in the University System

Academic year:\*

Date of first enrollment in the University system: (dd/mm/yyyy)

University at which you first enrolled:

Additional information

Seats:\*

Occupational status (for statistical purposes only):

Back

Forward






### Attachments

In this page you will be requested to upload the documents necessary to enroll.

Attachments list

Attachments

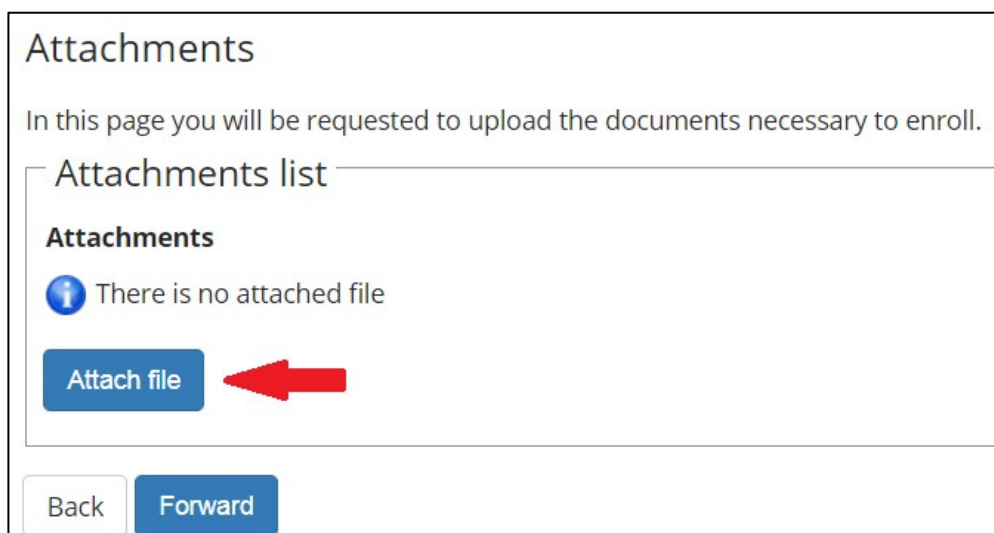
Titolo	Descrizione	Nome file	Azioni
			  

Attach file



Back

Forward



Attachments

In this page you will be requested to upload the documents necessary to enroll.



You need to upload the following documents:

Italian students	EU students	Extra EU students
Copy (front-rear) of a valid identity document (or driving license/passport)	Copy (front-rear) of a valid identity document (or passport)	Copy of passport
Copy of the Italian fiscal code	Copy of the Italian fiscal code released by competent authority	If already available, a copy of the Italian fiscal code released by competent authority
/	/	If already available, a copy of the residence permit/card

→ Italian fiscal code and permit of stay when available must be sent to: [master.ateneo@unipv.it](mailto:master.ateneo@unipv.it)



## SCREENSHOTS RESERVED AREA

**Enrollment**

All the data entered in the previous pages are listed in this page. If the data are correct, you can print the enrollment application by clicking on the button below.

**Enrollment data**

Academic Yera	2020
Faculty / Department	DEPARTMENT OF ECONOMICS AND MANAGEMENT
Type of Study Title	SECOND LEVEL MASTER
Type of Study Course	Post- professional Master's Courses
Type of enrollment	Standard enrollment
Study Course	ENERGY AND ENVIRONMENTAL MANAGEMENT AND ECONOMICS (MEDEA)
Order of the Study Course	ENERGY AND ENVIRONMENTAL MANAGEMENT AND ECONOMICS (MEDEA)

**Information on your first enrollment in the University System**

Academic Year of first enrollment on the University system	
Date of first enrollment on the University system	
University of first enrollment on the University system	

Replace with a new enrollment

Print enrollment application 